



MOOSE TRACKS

Miss. Padfield's Grade 2 Newsletter - September 2011

Kettle & Stony Point Hillside School. 53 Indian Lane Forest, Ontario N0N 1J0. Phone: 519-786-6903

www.hillsideschool.ca

Boozhoo! Welcome!

My name is Katie Padfield and I would like to welcome your child to our Grade 1/2 class! This is already my fourth year teaching at Hillside School in the beautiful community of Kettle & Stony Point and I am so excited to have your child in my class! I hope that this booklet will answer many early questions you may have. Please feel free to contact me at the above information at any time with questions or concerns.

Important People (Some of the names you may hear around your house!)

- **Principal** → Ms. Cathy Hampshire
- **Vice Principal** → Mr. Craig Lindsay
- **Administration** → Sue McLaughlin
- **Grade 2 Teacher** → Ms. Katie Padfield
- **Grade 2 Educational Assistants** → Ms. Jennifer George, Ms. Val Cook, Ms. Jaime Kaczanowski
- **Ojibwe Teachers** → Jill Jackson, Marlene George
- **School Cook** → Corrine (Koff) Brown
- **Resource Teachers** → Mrs. Ruth Anne Cook, Ms. Tammee Rivera
- **Librarian** → Ms. Dorinda Hoornweg, Ms. Liza Hay
- **Literacy Support Teachers** → Mrs. Roberta Northmore, Mrs. Marg Craig, Mrs. Vaughan Stojka
- **Bus Drivers** → Keith Bressette, & Sheila Pyne
- **Custodians** → Ed Wolfe, Jordan Wolfe, Darcy Bressette, Pat Henry



Preparing for a Successful School Year

After a busy summertime, adjusting to school routines is always an adjustment for both students and families. Things you can do to help your child succeed include:

- ✓ Read your child's Day Planner; help them finish any extra work, initial, and return to school.
- ✓ Help your child develop a nightly routine, which includes a good sleep.
- ✓ Ask your child about their school day and what they learned!
- ✓ Read to your child and/or have your child read to you every night.
- ✓ Encourage your child to print things for you (letters, grocery lists, phone numbers, etc.)
- ✓ Encourage your child to handle money for you (make small change at the grocery store, etc.)
- ✓ Help your child notice words in their environment (labels, signs, advertisements, etc.)
- ✓ Have a positive attitude about school. Praise your child's efforts, and try to avoid making "I hated school" or "I was never good at math" type statements (even if it was true! ☺) I take an absolutely positive attitude towards children and education, and have seen wonderful results academically and regarding self esteem.
- ✓ REMEMBER:

You are the most important role model for your child!

School Hours

There will be new attendance measures in place this year. Please help your child arrive on time so they enjoy a yummy breakfast and our morning routines.

- Buses will arrive between **8:30 – 8:40am**.
- Students will be supervised outside from **8:40-8:50am**.
- Students will come inside, eat breakfast and listen to announcements from **8:50 – 9:00am**.
- School begins promptly at **9:00am**.
- School ends at **3:20 pm** when students will load buses for home.

Daily Schedule

Hillside School runs on a "balanced day" schedule.

- Teaching Block 1 → 9:00am - 10:40am
- Nutrition Break → 10:40 - 11:20 (Snack, Recess)
- Teaching Block 2 → 11:20am - 1:00pm
- Nutrition Break → 1:00 - 1:40 (Lunch, Recess)
- Teaching Block 3 → 1:40pm - 3:20pm



Visitors & Guests

All visitors to Hillside School must enter through the front doors, and **SIGN IN at the Office** to obtain a "Visitors Pass." All other doors will be locked during the school day. This helps keep our school and students safe. Thank you in advance for following this somewhat tedious, but necessary procedure.

Late / Absences

Please call when your child is going to be late or absent from school. If you know that your child will miss multiple days (sicknesses, vacations, etc.) please let me know in advance so we can put something fun together! Please be reminded that Hillside School will now reward students with **\$100** for excellent school year attendance.

Ziploc Book Bags & Day Planners

The Ziploc bag your child receives on the first day of school will travel back and forth between home and school every day. In this bag, you will find your child's day planner, homework, notes from the school, book orders, reading books, etc. Please take the time to look through this bag and make sure your child brings it **EVERY DAY**. If you are sending a note to me, please put it in this Ziploc bag.



Day Planners

I have created a daily Day Planner for each student in our class. These are very **IMPORTANT** communication tools. They teach students responsibility and accountability and help families stay updated on what is happening in our class. **These books will be sent home EVERY AFTERNOON, and should return EVERY MORNING since we will use these daily.** Please check and initial your child's planner **EVERYDAY** after you have read and helped them complete any homework listed. Students who bring their planner 15 times or more each month will win a prize!! Please help your child develop this important life skill. **Thank you in advance for helping your child develop this important routine.**




Newsletters - "Moosetracks"

Near the beginning of each month, I will send home a detailed calendar and newsletter so you can remain updated about themes, units, guest speakers, class trips, etc. It is my belief that open communication between home and school will make this year excellent for your child! *Miigwech* in advance for your cooperation and efforts! If you ever have ideas or items to add to our newsletters, please let me know! ☺



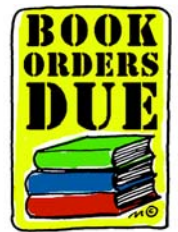
Money

On occasion it may be necessary for your child to bring money to school. Please always send money in a sealed envelope with your child's name and purpose of the money. This will help us avoid lost or taken money. *Miigwech!*



Book Orders

About once a month, your child will be bringing home Scholastic Book Orders. This is a great opportunity to purchase books - at the best prices! (Some are only \$2!) If you wish to order, simply fill out the forms and send in money and I'll take care of the rest! Of course, you are never under any obligation to order.



Birthdays

Birthdays are important occasions for young children. Our class will host a little celebration for your child on their special day, and will receive a small gift from the office. If your child is handing out invitations, I can help them do so discreetly. This way, students who are not invited do not feel left out.



Toys

I am encouraging a strict **NO TOY** policy at school (this includes Nintendo's, DS, MP3 players, iPods, cell phones, etc.) We have plenty of activities in the classroom to keep everyone busy! Expensive and favourite toys from home often end up lost, broken, or 'borrowed' by another child. Thanks for your understanding!



Clothing, Shoes and Belongings

Please encourage your child to dress appropriately for school and for the weather. It is important that your child have a pair of **indoor running shoes** to keep at school in their cubby as "Indoor Shoes" and also for when our class participates in Gym. Also, labelling your child's belongings is always a great idea! *Miigwech!*




Library

This summer, our library was **OVERHAULED** and **ORGANIZED!** We have hundreds of new books! Wahoo! Our class will often visit the library and students will have the chance to check out books. Occasionally, they may bring Library Books home. Please enjoy reading these books with your child, and send back in their Day Planner bags.



“Brain Snacks”

When sending your child with snacks and drinks, it is best if these are healthy choices. Fruits, veggies, granola bars, muffins, cheese and wheat crackers all make great snacks. Remember, **No Nuts!** *Miigwech!*



Computers

Almost daily, your child will have the opportunity to visit the Computer Centre. They will be taught basic computer skills and work strictly on educational programs. They will also be expected to use the computers with respect and care. Please encourage these habits at home, too.



Volunteers & Talented Families

Throughout the year, I highly encourage you to become involved in our classroom! Please! Even if you only have an hour to spare, there are always fun ways to help and it's a neat way to “spy” on your child!

Also, I know we've got some great family talents in our classroom this year! Whether you enjoy fishing, painting, bird-watching, weaving, beading, sewing, story-telling, construction, drumming, regalia-making, dancing, etc. I would be most humbled by your openness to share it with our class.



Martin Aboriginal Education Initiative (MAEI)

Hillside School is well into our 5-year partnership with the MAEI, a program sponsored by our former Prime Minister the Right Honourable Mr. Paul Martin. The focus of this program will be to improve our students' literacy skills and achievement levels in reading, writing, oral communication. These areas will be the focus of all my teaching and our classroom learning. This is a **VERY EXCITING** and **VERY FORTUNATE** opportunity for our school and community. I will keep you up to date with any information I feel families will benefit from. 😊

Thank you for taking the time to read this handbook. Hopefully it has answered many questions. Please feel free to call me at the school or write me a note if you have any questions or concerns.

I expect there will be a school-wide “Meet the Teacher” Open House in the next few weeks. When I have more details, I will send this information home in your child's Day Planner.

Thank you for your support and excitement as we set sail on a new and successful year of learning together.



Sincerely,

Miss. Katie Padfield

Grade 2 Teacher - Kettle & Stony Point Hillside School

Ways to Make the Most of Reading... (my challenge to you!)

1. **TALK ABOUT SCHOOL.** Ask your kids about their day at school. What was the best part? What did they learn? Do they have any homework? Make connections to what they are telling you (ie. "oh you're learning about butterflies... Grandma has a good story about butterflies!").
2. **Set up a routine and stick to it every night.** Before bed, have kids brush their teeth, then snuggle up in a comfy spot with a special blanket/toy, and enjoy some stories together.
3. **Repeat stories.** Children LOVE reading stories over and over again. Repetition helps them memorize their favourite passages and take ownership over knowing the story and joining in reading parts they recognize.
4. **READ A VARIETY OF BOOKS.** In our class, students will be exposed to poems, rhymes, songs, newspapers, comics, graphic novels, and different types of print material. Don't be afraid to explore these at home, too!
5. **Turn off the tv, Computer, and video games.** Try to "unplug" kids from these gadgets once and awhile and encourage "old fashioned" fun by reading, writing letters, playing games and telling stories. What a rewarding time together.
6. **Follow your Child's Interests.** Finding websites, books, magazines, etc. on something your child finds interesting (everything from Justin Beiber to slimy snakes) makes learning exciting! If you ever need ideas on how to find these sorts of resources, I would be more than happy to help!

For the month of September, please really focus on the following words. They are called "THE FIRST 100" and are words that are tricky to sound out, so students just must know them "from memory" or "from sight."

The First 100 Sight Words

| | | | | | | | | | |
|-------|--------|------|-------|-------|--------|-------|-------|--------|-------|
| the | of | and | a | to | in | is | you | that | it |
| he | for | was | on | are | as | with | his | they | at |
| be | this | from | I | have | or | by | one | had | not |
| but | what | all | were | when | we | there | can | an | your |
| which | their | said | if | do | will | each | about | how | up |
| out | them | then | she | many | some | so | these | would | other |
| into | has | more | her | two | like | him | see | time | could |
| no | make | than | first | been | its | who | now | people | my |
| made | over | did | down | only | way | find | use | may | water |
| long | little | very | after | words | called | just | where | most | know |